



# From Insight to Impact

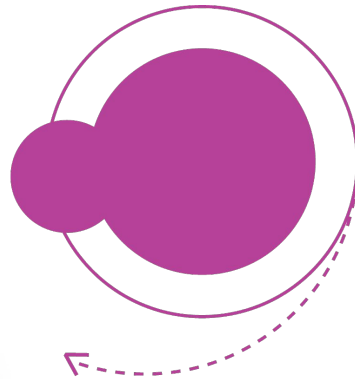
## Supporting Montgomery College



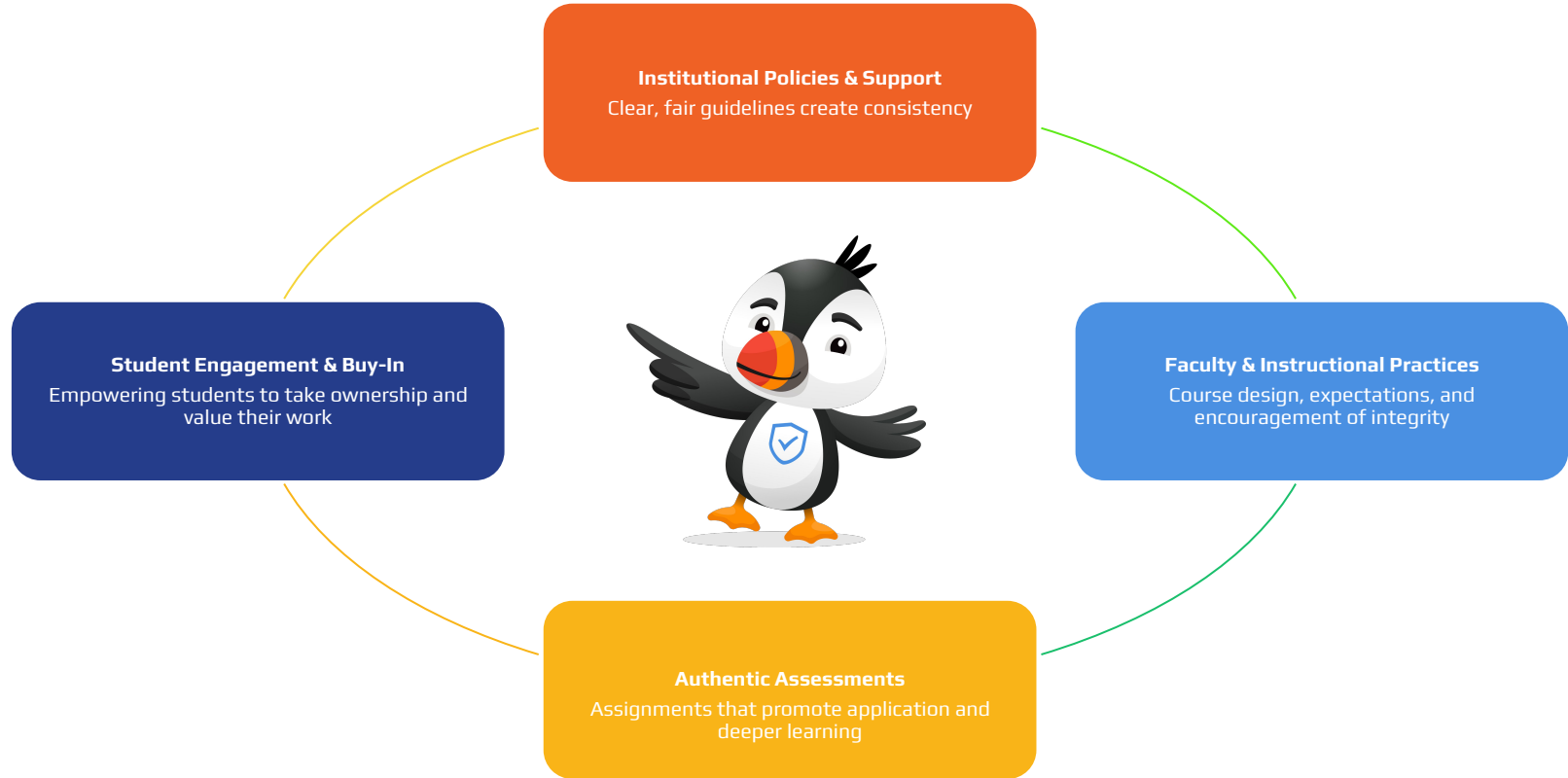
**Asim Khan**

Sr. Customer Success Manager  
Honorlock  
Akhan@honorlock.com

2025 Honorlock, Inc. - Confidential



# Academic Integrity – A Collective Commitment



**Integrity is not a single tool or moment — it's a culture we build**



# Setting Testing Expectations with Students

## Testing Area:

- Lighting in the room must be bright enough to show the test taker's face and the surrounding area in a clear and detailed manner.
- Test takers should be seated at a desk or table. Laying down in bed or elsewhere when taking the exam is not allowed.
- Test takers should clear their desk or table of all other materials (e.g., books, papers, notebooks, calculators, etc.)
- Test takers must show the work area as well as the entire room during the room scan.
- No visible writing on the desk or walls is permitted.
- All third-party programs and windows (websites, Excel, Word, etc.) on the testing computer must be closed before logging into the proctored test environment.
- Loud music, television, or other distractions playing in the background are prohibited.
- No other people or parties aside from the test taker is permitted near the testing environment, and all communication between the test taker and other people is prohibited.

## Testing Behavior:

- Test takers must not leave the room during the testing period at any time or take the computer into another room without Honorlock's permission.
- No breaks will be permitted.
- Use of hats, hoodies, headsets, or earplugs is prohibited.
- Cell phone use is prohibited.
- The test taker's face must remain within view of the camera at all times.
- Honorlock will not add additional time for proctoring questions or technical issues encountered during the exam.



# Setting Testing Expectations with Students

## Before Starting

1. Have a valid photo ID ready.
2. Use Google Chrome with the Honorlock extension installed.
3. Test your webcam, mic, and internet before starting.
4. Use only one monitor; close all other tabs and apps.
5. Contact Honorlock support if you experience technical issues.

## Testing Area

1. Sit at a desk or table in a quiet, well-lit room.
2. Keep your face and surroundings visible on camera.
3. Clear your desk of all materials.
4. Show your entire workspace during the room scan.
5. No other people, pets, or distractions nearby.

## During the Exam

1. Stay in view and in the same room for the entire test.
2. No breaks, phones, smart devices, or external tools.
3. No hats, hoodies, headsets, or earplugs.
4. Do not use AI tools, chatbots, or unauthorized websites.
5. Do not talk, read questions aloud, or record exam content.
6. Contact Honorlock support if you experience technical issues.

# Side Angle Camera



The side-angle camera can be used for **high-stakes exams** where test takers must show their work or have external resources available.

- Must be enabled at the institution level
- Enabling this option will require an External camera or webcam device
- Can use their smartphone as a webcam

**Honorlock will continue to improve on this functionality in our future iterations.**

## External Camera Placement

On the next screen, you'll confirm that your external camera is capturing enough of your workspace.



*This is an example of how your external camera should capture your workspace.*

Continue

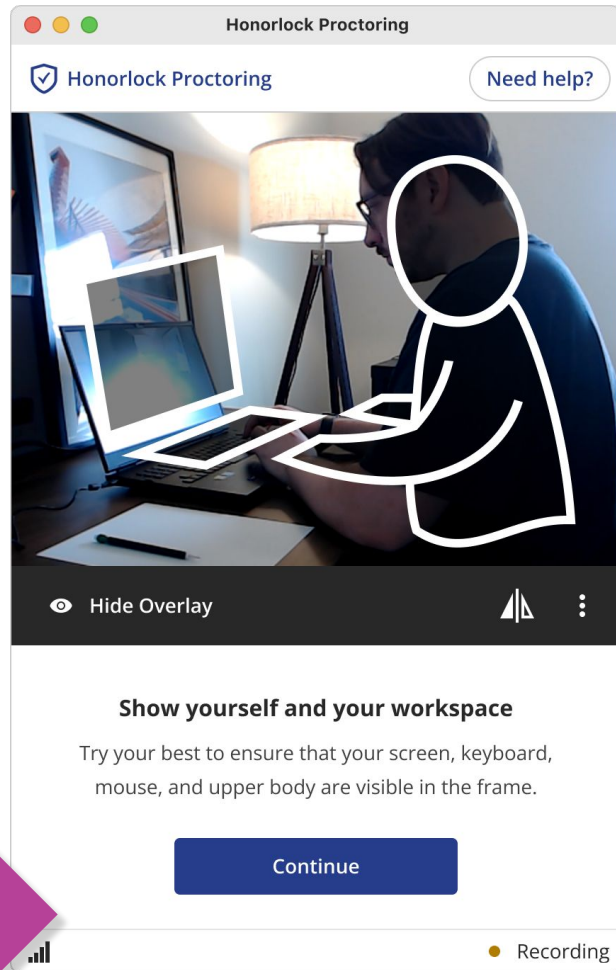
Available Now

# See More of the Testing Space & Reduce Disruptions

# 50%

Fewer violations

New Side Angle  
Camera





# Desktop Application

## Overview

The Honorlock app helps secure test environments by preventing access to unauthorized tools during an exam. It also allows faculty to designate which applications test takers can or cannot use.

## Key Faculty Takeaways

- App installs automatically when the exam starts
- Works on both Windows and Mac
- Faculty can choose which apps to allow vs block


## What It Secures Against

- Virtual machines and remote desktop tools
- Applications like Word, Powerpoint, Excel and more
- Keeps test window in focus

## Support & Resources

- [Faculty Guide – Honorlock Application](#)
- [Test Taker Experience – What Students See](#)

# Desktop App – Test Taker Experience



Honorlock Proctoring

Need help?

### Desktop App Required

This exam requires the Honorlock Application in addition to the Honorlock Chrome Extension.

This app works in addition to the browser extension.

It protects your exam from unauthorized applications.

I already have it installed

Download

Honorlock Proctoring

Need help?

### Install and Open the App

Step 1 Download the Honorlock Application

Step 2 Install the application

Step 3 Open the application

Step 4 Click the "Continue" button below

Back

Continue

Honorlock Proctoring

Need help?

### Close Applications to Continue

The applications below must be closed to begin the exam. Click the button below to close the applications.

Close **4 applications** to continue

- VBoxSVC
- QuickTime Player
- Spotify
- Adobe Acrobat

Close All Applications (4)





# Thank you!

Do you have any questions?